

Instruction manual Mitre tool

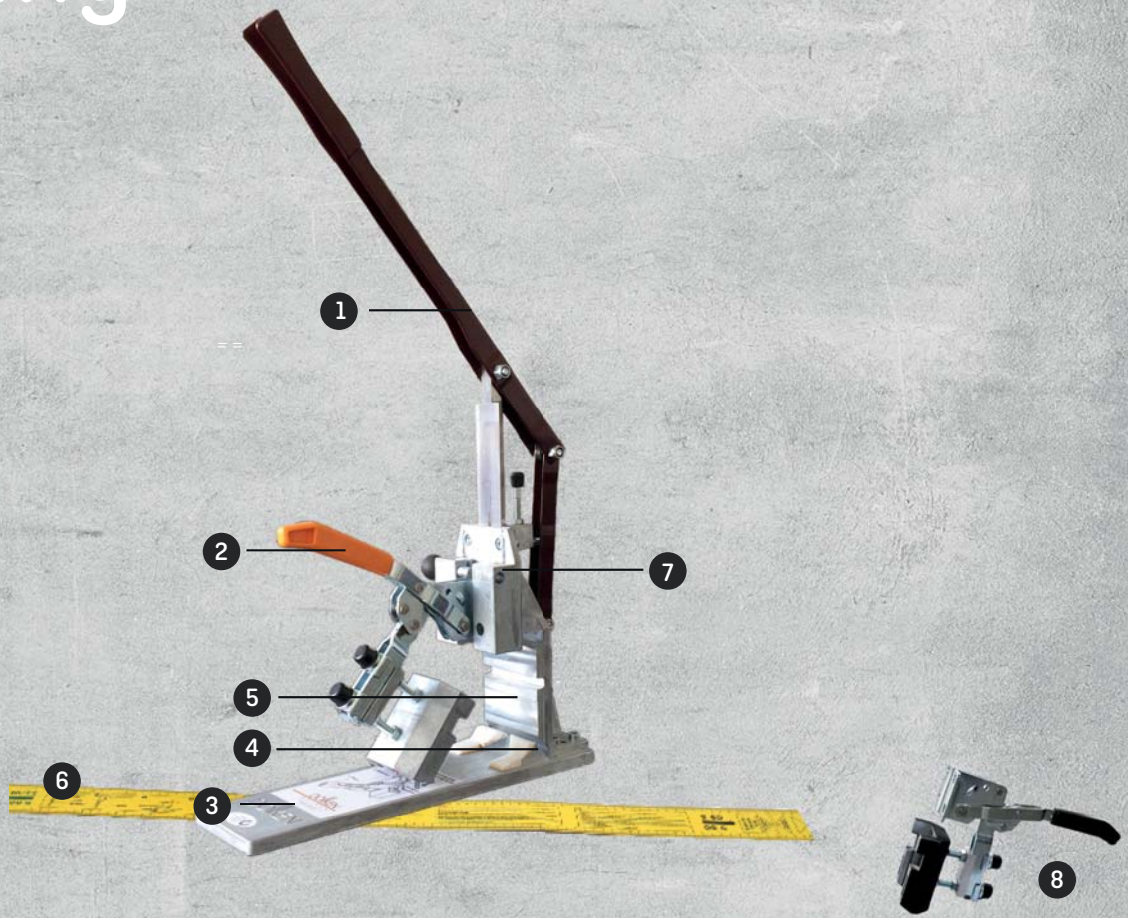


Döllken
Profiles

we create.
we innovate.

SURTECO GROUP

Notching Döllken Solidcore Skirting



Important Components of the Mitre Tool

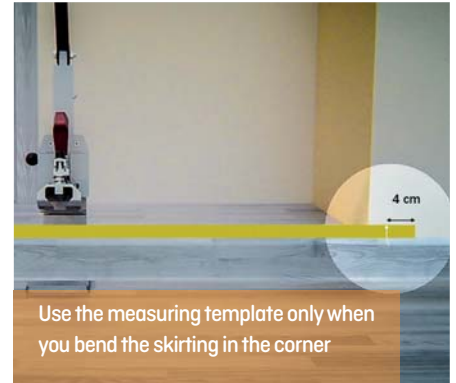
Spare parts are available on request. Please contact our customer service.

- 1 lever
- 2 clamping device
- 3 pedestal
- 4 trestle

- 5 lay-on surface
- 6 measuring template
- 7 double insertion plate
- 8 clamping device XL

Inside Corner

Position a normal ruler behind the skirting at the corner and mark the solidcore skirting accordingly




Use the measuring template only when you bend the skirting in the corner



Put the mark to the border of the lay-on surface and lock the clamping device...



Front site must be notched



...and notch



Outside Corner

Use the correct slot in the double insertion plate.

Mark the solidcore skirting accordingly




EP 60, Cubu
Cubu XL, Ham-
burger Stil flex life, S 66

S60/100, D60,
C60, TS 60/100





29 mm for thick skirting
35 mm for thin skirting

Lock the clamping device and put the mark to the border of the lay-on surface...



... and notch



Non rectangular Corner / 135° Corner


Turn the solidcore skirting on the head



Lay in the upper flexible lip seal straight on the trestle.
Notch very carefully: Stop when the resistance decrease




Cut out the bowing on the upper flexible lip




To Build End Caps

Measure back 51 mm on the profile from the end. Then apply that mark to the border of the lay-on surface



Close the clamping device and notch. Use Döllken hot melt to fix the end caps



For detailed instructions please use our installation videos. Available on www.doellken-weimar.de or in the Döllken app.

 All installation videos can be found here: www.youtube.com/doellkenweimar

Döllken
Profiles



we create.
we innovate.

SURTECO GROUP

Döllken-Profiles GmbH
Stangenallee 3
99428 Nohra b. Weimar
T: +49 3643 4170 0
F: +49 3643 4170 330
info@doellken-weimar.de
www.doellken-weimar.de